

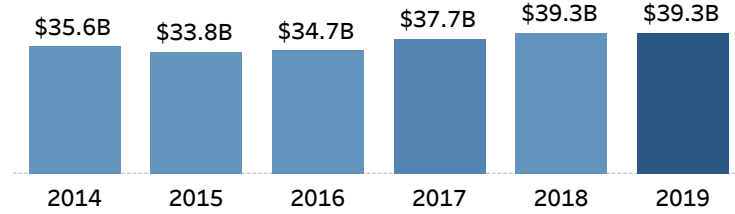
Indiana Exports and Jobs

State Selection
Indiana

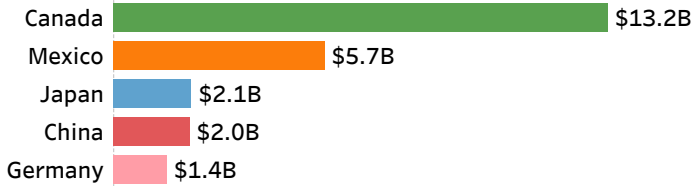
Indiana Goods Exports to the World in 2019

\$39.3 Billion

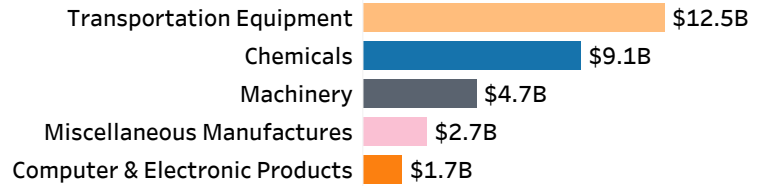
Indiana Goods Exports to the World



Top Goods Export Markets in 2019



Top Goods Export Sectors in 2019



Indiana Goods Exporting Companies in 2016

| | |
|--|-------|
| Number of Exporting Companies | 6,716 |
| Number of Small & Medium Sized (SME) Exporters | 5,684 |
| SME Companies' Share of Exports | 17% |

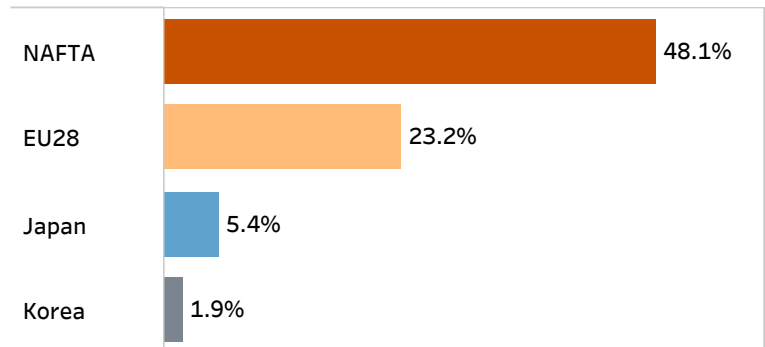
Indiana Employment

| | |
|---|---------|
| Jobs Supported by Goods Exports in 2016 | 182,228 |
| Jobs Supported by FDI in 2017 | 203,000 |

Exports from Indiana Metropolitan Areas in 2018

| | |
|------------------------------------|------------------|
| Chicago-Naperville-Elgin, IL-IN-WI | \$47,287,787,440 |
| Cincinnati, OH-KY-IN | \$27,396,254,871 |
| Indianapolis-Carmel-Anderson, IN | \$11,069,931,584 |
| Louisville/Jefferson County, KY-IN | \$8,986,975,043 |
| Evansville, IN-KY | \$3,629,545,132 |
| Columbus, IN | \$2,296,216,507 |
| Elkhart-Goshen, IN | \$2,125,714,433 |
| Kokomo, IN | \$1,624,192,575 |
| Lafayette-West Lafayette, IN | \$1,620,666,675 |
| Fort Wayne, IN | \$1,593,297,713 |

Share of Indiana Exports to Select World Regions in 2019



*Up to the top 10 Metro Areas in a state are shown. Data for some metro areas is suppressed to protect company confidentiality, these metro areas cannot be ranked. For states with fewer than 10 metro areas, the name of the area with suppressed data is shown but the export value is blank.