

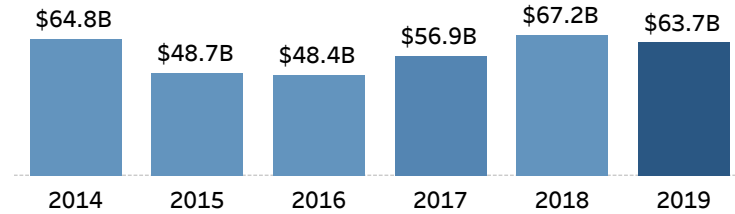
Louisiana Exports and Jobs

State Selection
Louisiana

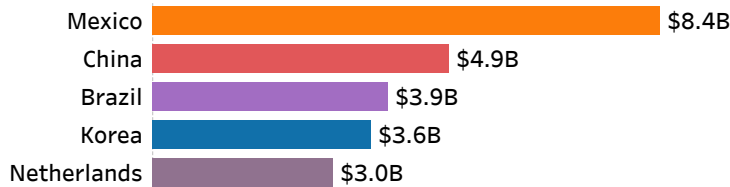
Louisiana Goods Exports to the World in 2019

\$63.7 Billion

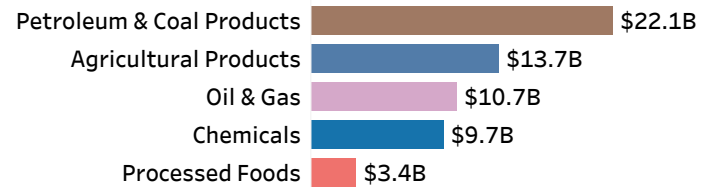
Louisiana Goods Exports to the World



Top Goods Export Markets in 2019



Top Goods Export Sectors in 2019



Louisiana Goods Exporting Companies in 2016

Number of Exporting Companies	2,704
Number of Small & Medium Sized (SME) Exporters	2,309
SME Companies' Share of Exports	31%

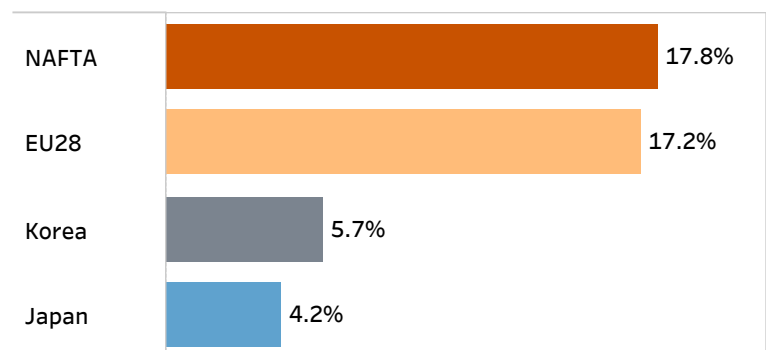
Louisiana Employment

Jobs Supported by Goods Exports in 2016	128,623
Jobs Supported by FDI in 2017	70,000

Exports from Louisiana Metropolitan Areas in 2018

New Orleans-Metairie, LA	\$36,570,444,699
Baton Rouge, LA	\$10,506,149,076
Lake Charles, LA	\$8,361,686,182
Lafayette, LA	\$1,001,738,697
Shreveport-Bossier City, LA	\$561,847,777
Houma-Thibodaux, LA	\$311,481,681
Monroe, LA	\$214,203,082
Hammond, LA	\$71,942,113
Alexandria, LA	\$19,108,540

Share of Louisiana Exports to Select World Regions in 2019



*Up to the top 10 Metro Areas in a state are shown. Data for some metro areas is suppressed to protect company confidentiality, these metro areas cannot be ranked. For states with fewer than 10 metro areas, the name of the area with suppressed data is shown but the export value is blank.