

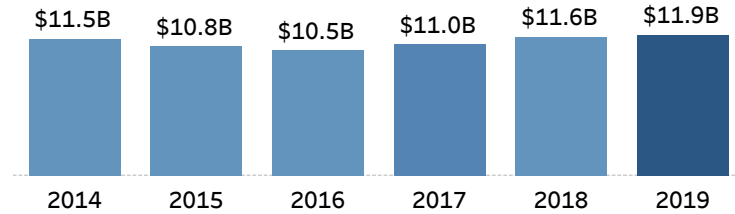
Mississippi Exports and Jobs

State Selection
Mississippi

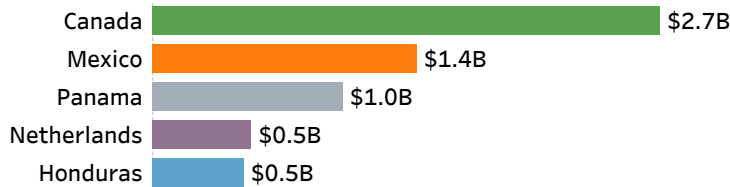
Mississippi Goods Exports to the World in 2019

\$11.9 Billion

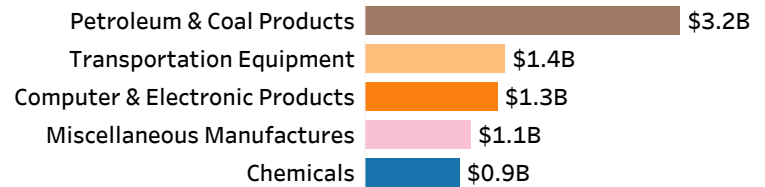
Mississippi Goods Exports to the World



Top Goods Export Markets in 2019



Top Goods Export Sectors in 2019



Mississippi Goods Exporting Companies in 2016

Number of Exporting Companies	1,437
Number of Small & Medium Sized (SME) Exporters	1,086
SME Companies' Share of Exports	10%

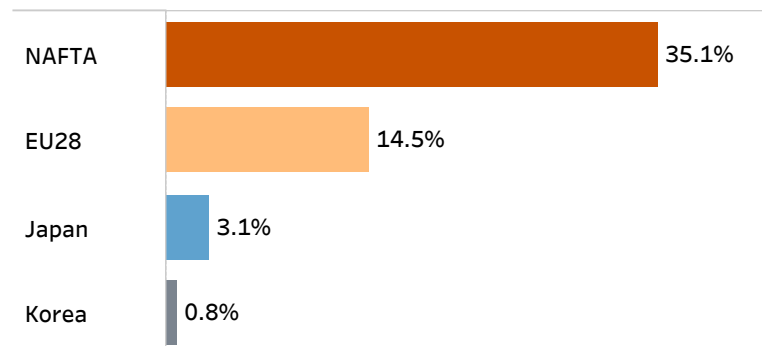
Mississippi Employment

Jobs Supported by Goods Exports in 2016	51,113
Jobs Supported by FDI in 2017	39,900

Exports from Mississippi Metropolitan Areas in 2018

Memphis, TN-MS-AR	\$12,695,445,992
Gulfport-Biloxi-Pascagoula, MS	\$4,010,691,810
Jackson, MS	\$1,040,975,876
Hattiesburg, MS	\$282,649,810

Share of Mississippi Exports to Select World Regions in 2019



*Up to the top 10 Metro Areas in a state are shown. Data for some metro areas is suppressed to protect company confidentiality, these metro areas cannot be ranked. For states with fewer than 10 metro areas, the name of the area with suppressed data is shown but the export value is blank.