

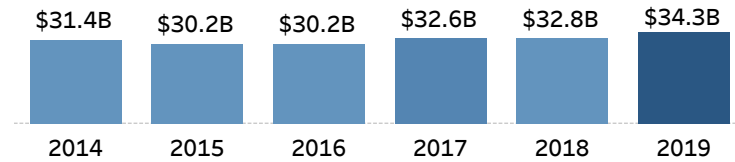
# North Carolina Exports and Jobs

State Selection  
North Carolina

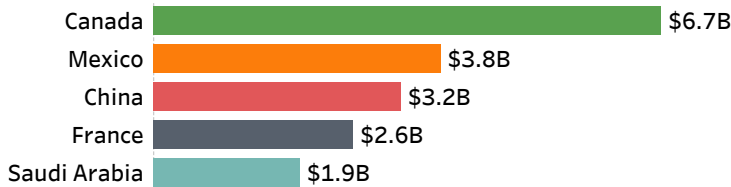
## North Carolina Goods Exports to the World in 2019

**\$34.3 Billion**

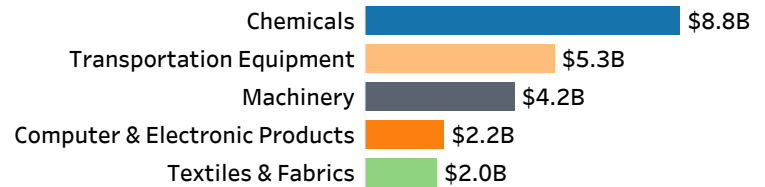
## North Carolina Goods Exports to the World



## Top Goods Export Markets in 2019



## Top Goods Export Sectors in 2019



## North Carolina Goods Exporting Companies in 2016

Number of Exporting Companies	9,020
Number of Small & Medium Sized (SME) Exporters	7,892
SME Companies' Share of Exports	23%

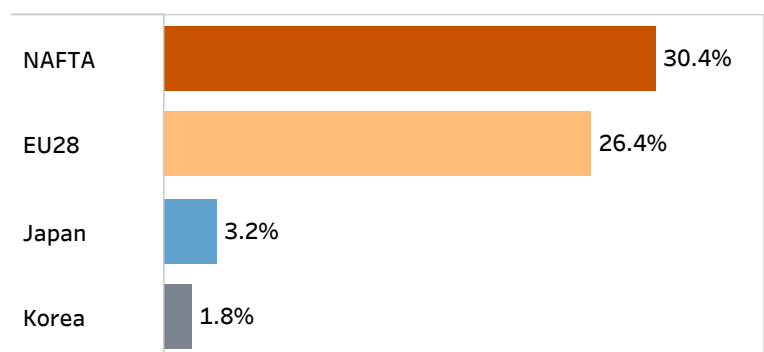
## North Carolina Employment

Jobs Supported by Goods Exports in 2016	157,285
Jobs Supported by FDI in 2017	279,200

## Exports from North Carolina Metropolitan Areas in 2018

Charlotte-Concord-Gastonia, NC-SC	\$14,083,166,820
Virginia Beach-Norfolk-Newport News, V..	\$3,950,593,872
Durham-Chapel Hill, NC	\$3,945,764,118
Raleigh, NC	\$3,193,213,893
Greensboro-High Point, NC	\$3,053,477,363
Hickory-Lenoir-Morganton, NC	\$2,045,263,668
Greenville, NC	\$1,598,086,618
Winston-Salem, NC	\$1,107,455,325
Rocky Mount, NC	\$1,069,083,842
Asheville, NC	\$1,022,227,994

## Share of North Carolina Exports to Select World Regions in 2019



\*Up to the top 10 Metro Areas in a state are shown. Data for some metro areas is suppressed to protect company confidentiality, these metro areas cannot be ranked. For states with fewer than 10 metro areas, the name of the area with suppressed data is shown but the export value is blank.