

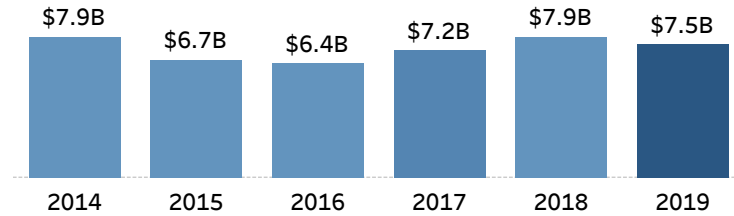
Nebraska Exports and Jobs

State Selection
Nebraska

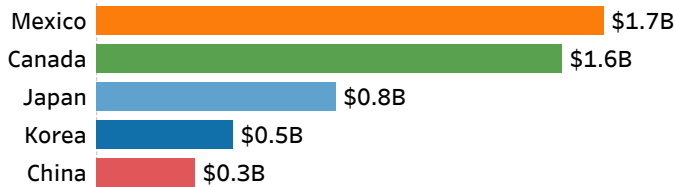
Nebraska Goods Exports to the World in 2019

\$7.5 Billion

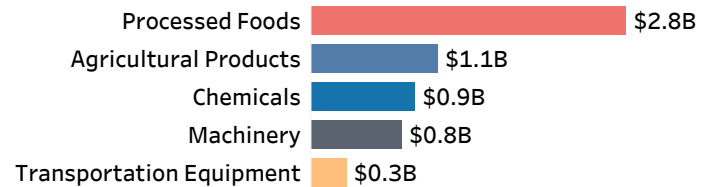
Nebraska Goods Exports to the World



Top Goods Export Markets in 2019



Top Goods Export Sectors in 2019



Nebraska Goods Exporting Companies in 2016

Number of Exporting Companies	1,355
Number of Small & Medium Sized (SME) Exporters	1,105
SME Companies' Share of Exports	27%

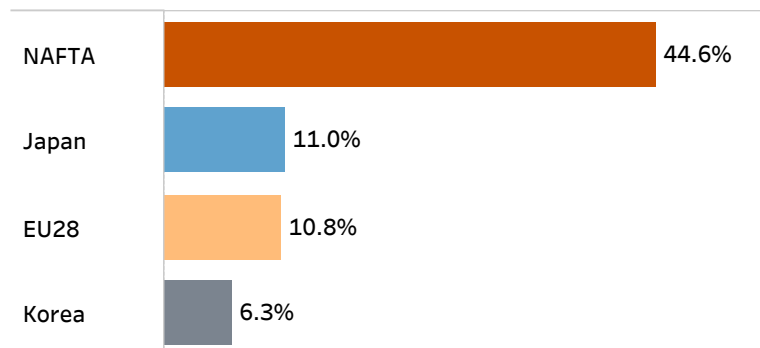
Nebraska Employment

Jobs Supported by Goods Exports in 2016	62,670
Jobs Supported by FDI in 2017	31,400

Exports from Nebraska Metropolitan Areas in 2018

Omaha-Council Bluffs, NE-IA	\$4,371,611,893
Sioux City, IA-NE-SD	\$1,190,927,580
Lincoln, NE	\$885,641,240
Grand Island, NE	\$763,013,628

Share of Nebraska Exports to Select World Regions in 2019



*Up to the top 10 Metro Areas in a state are shown. Data for some metro areas is suppressed to protect company confidentiality, these metro areas cannot be ranked. For states with fewer than 10 metro areas, the name of the area with suppressed data is shown but the export value is blank.