

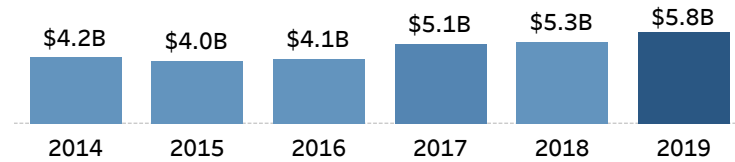
New Hampshire Exports and Jobs

State Selection
New Hampshire

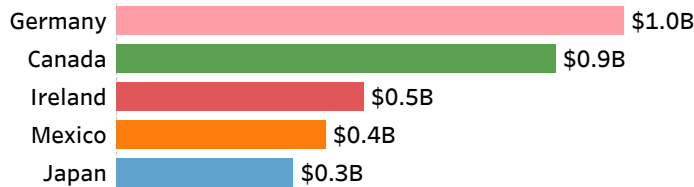
New Hampshire Goods Exports to the World in 2019

\$5.8 Billion

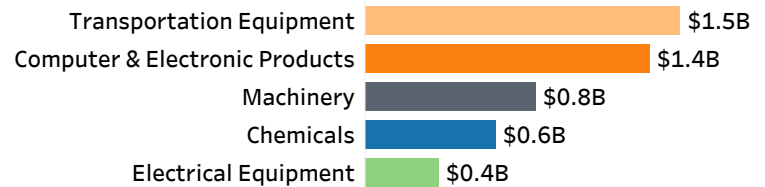
New Hampshire Goods Exports to the World



Top Goods Export Markets in 2019



Top Goods Export Sectors in 2019



New Hampshire Goods Exporting Companies in 2016

Number of Exporting Companies	2,132
Number of Small & Medium Sized (SME) Exporters	1,853
SME Companies' Share of Exports	37%

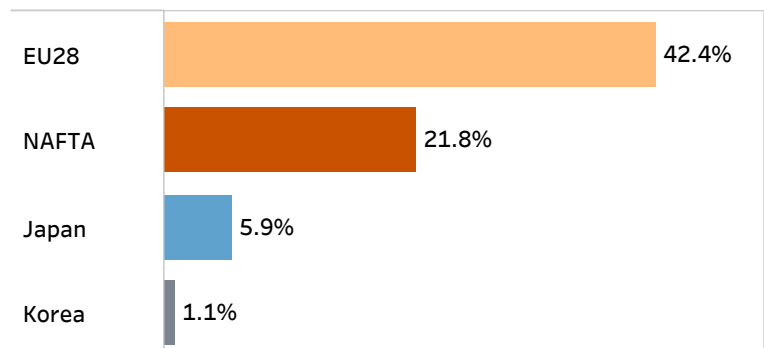
New Hampshire Employment

Jobs Supported by Goods Exports in 2016	19,334
Jobs Supported by FDI in 2017	44,900

Exports from New Hampshire Metropolitan Areas in 2018

Boston-Cambridge-Newton, MA-NH	\$24,450,101,039
Manchester-Nashua, NH	\$1,651,380,445

Share of New Hampshire Exports to Select World Regions in 2019



*Up to the top 10 Metro Areas in a state are shown. Data for some metro areas is suppressed to protect company confidentiality, these metro areas cannot be ranked. For states with fewer than 10 metro areas, the name of the area with suppressed data is shown but the export value is blank.