

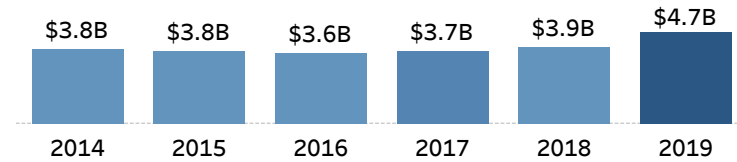
New Mexico Exports and Jobs

State Selection
New Mexico

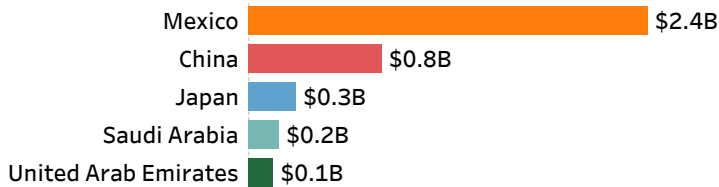
New Mexico Goods Exports to the World in 2019

\$4.7 Billion

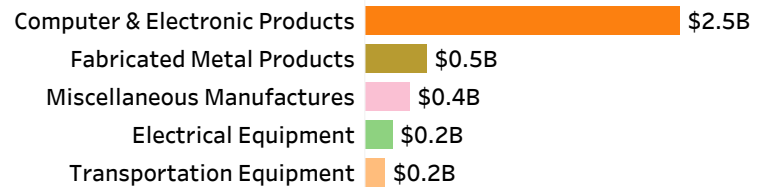
New Mexico Goods Exports to the World



Top Goods Export Markets in 2019



Top Goods Export Sectors in 2019



New Mexico Goods Exporting Companies in 2016

Number of Exporting Companies	992
Number of Small & Medium Sized (SME) Exporters	853
SME Companies' Share of Exports	53%

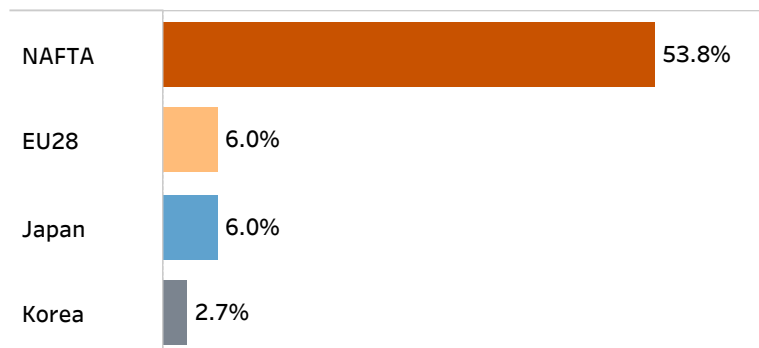
New Mexico Employment

Jobs Supported by Goods Exports in 2016	14,958
Jobs Supported by FDI in 2017	18,100

Exports from New Mexico Metropolitan Areas in 2018

Las Cruces, NM	\$1,467,463,691
Albuquerque, NM	\$771,485,765
Farmington, NM	\$27,959,548
Santa Fe, NM	\$21,962,865

Share of New Mexico Exports to Select World Regions in 2019



*Up to the top 10 Metro Areas in a state are shown. Data for some metro areas is suppressed to protect company confidentiality, these metro areas cannot be ranked. For states with fewer than 10 metro areas, the name of the area with suppressed data is shown but the export value is blank.