

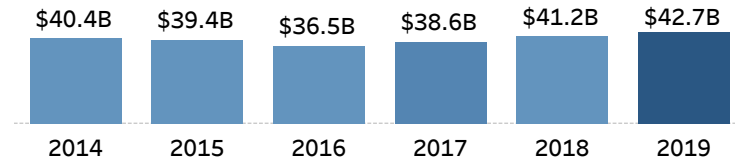
Pennsylvania Exports and Jobs

State Selection
Pennsylvania

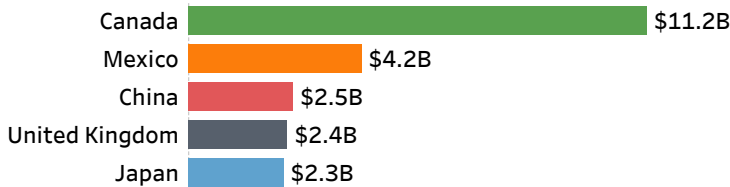
Pennsylvania Goods Exports to the World in 2019

\$42.7 Billion

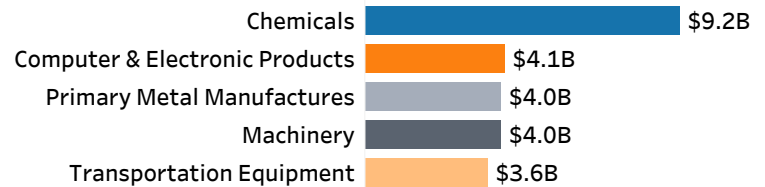
Pennsylvania Goods Exports to the World



Top Goods Export Markets in 2019



Top Goods Export Sectors in 2019



Pennsylvania Goods Exporting Companies in 2016

Number of Exporting Companies	12,776
Number of Small & Medium Sized (SME) Exporters	11,380
SME Companies' Share of Exports	30%

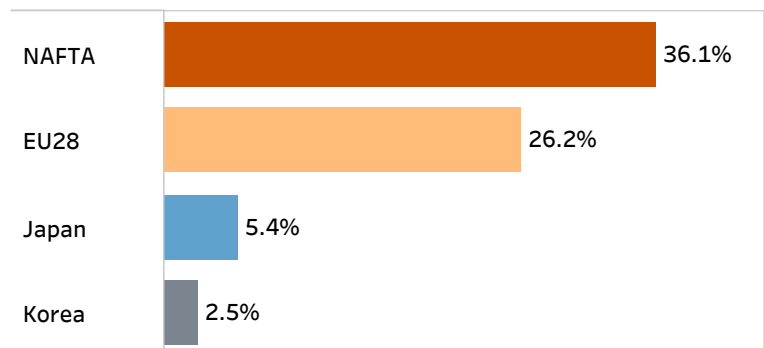
Pennsylvania Employment

Jobs Supported by Goods Exports in 2016	176,514
Jobs Supported by FDI in 2017	309,200

Exports from Pennsylvania Metropolitan Areas in 2018

New York-Newark-Jersey City, NY-NJ-PA	\$97,692,369,176
Philadelphia-Camden-Wilmington, PA-NJ-..	\$23,663,218,226
Pittsburgh, PA	\$9,824,164,508
Allentown-Bethlehem-Easton, PA-NJ	\$3,423,194,850
York-Hanover, PA	\$2,545,683,367
Harrisburg-Carlisle, PA	\$2,338,166,064
Reading, PA	\$2,149,776,939
Scranton--Wilkes-Barre--Hazleton, PA	\$1,733,784,741
Youngstown-Warren-Boardman, OH-PA	\$1,392,419,981
Erie, PA	\$1,179,020,859

Share of Pennsylvania Exports to Select World Regions in 2019



*Up to the top 10 Metro Areas in a state are shown. Data for some metro areas is suppressed to protect company confidentiality, these metro areas cannot be ranked. For states with fewer than 10 metro areas, the name of the area with suppressed data is shown but the export value is blank.