

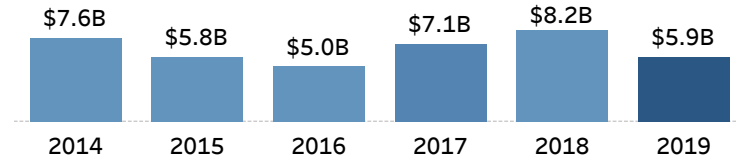
West Virginia Exports and Jobs

State Selection
West Virginia

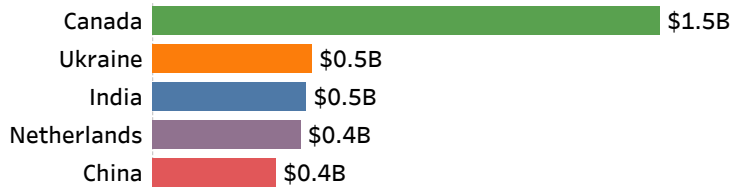
West Virginia Goods Exports to the World in 2019

\$5.9 Billion

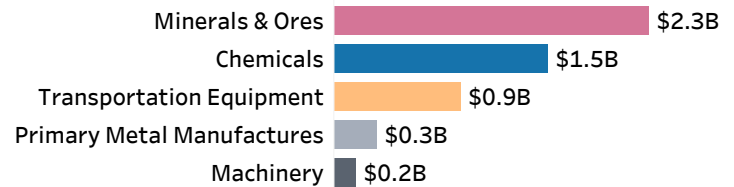
West Virginia Goods Exports to the World



Top Goods Export Markets in 2019



Top Goods Export Sectors in 2019



West Virginia Goods Exporting Companies in 2016

Number of Exporting Companies	839
Number of Small & Medium Sized (SME) Exporters	642
SME Companies' Share of Exports	22%

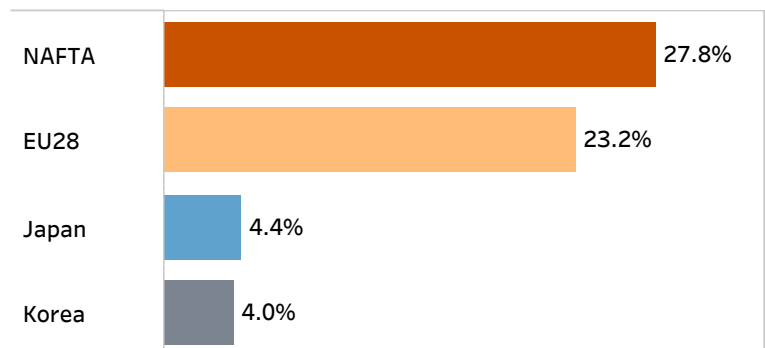
West Virginia Employment

Jobs Supported by Goods Exports in 2016	25,883
Jobs Supported by FDI in 2017	28,100

Exports from West Virginia Metropolitan Areas in 2018

Parkersburg-Vienna, WV	\$911,473,281
Charleston, WV	\$795,564,431
Huntington-Ashland, WV-KY-OH	\$768,952,068
Winchester, VA-WV	\$284,212,212
Weirton-Steubenville, WV-OH	\$216,441,015
Hagerstown-Martinsburg, MD-WV	\$136,349,751
Morgantown, WV	\$73,528,274
Cumberland, MD-WV	\$53,074,519
Beckley, WV	\$49,332,297
Wheeling, WV-OH	

Share of West Virginia Exports to Select World Regions in 2019



*Up to the top 10 Metro Areas in a state are shown. Data for some metro areas is suppressed to protect company confidentiality, these metro areas cannot be ranked. For states with fewer than 10 metro areas, the name of the area with suppressed data is shown but the export value is blank.