

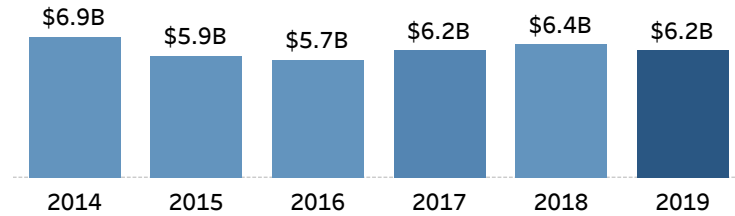
# Arkansas Exports and Jobs

State Selection  
Arkansas

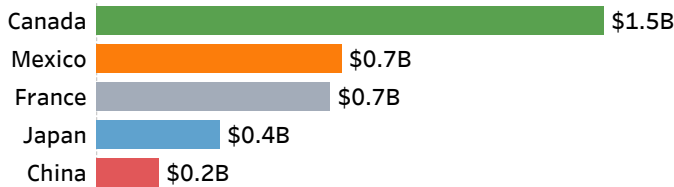
## Arkansas Goods Exports to the World in 2019

**\$6.2 Billion**

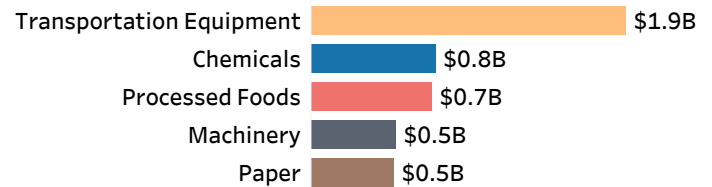
## Arkansas Goods Exports to the World



## Top Goods Export Markets in 2019



## Top Goods Export Sectors in 2019



## Arkansas Goods Exporting Companies in 2016

Number of Exporting Companies	1,547
Number of Small & Medium Sized (SME) Exporters	1,234
SME Companies' Share of Exports	18%

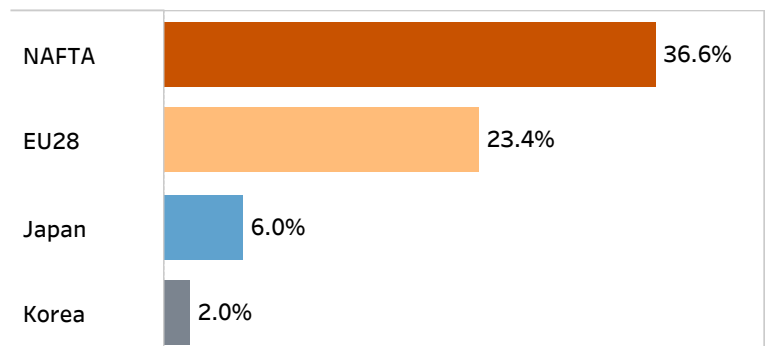
## Arkansas Employment

Jobs Supported by Goods Exports in 2016	41,168
Jobs Supported by FDI in 2017	46,400

## Exports from Arkansas Metropolitan Areas in 2018

Memphis, TN-MS-AR	\$12,695,445,992
Little Rock-North Little Rock-Conway, AR	\$1,607,408,981
Fayetteville-Springdale-Rogers, AR-MO	\$672,617,791
Fort Smith, AR-OK	\$439,142,448
Pine Bluff, AR	\$270,714,871
Jonesboro, AR	\$119,654,993
Hot Springs, AR	\$71,937,018
Texarkana, TX-AR	

## Share of Arkansas Exports to Select World Regions in 2019



\*Up to the top 10 Metro Areas in a state are shown. Data for some metro areas is suppressed to protect company confidentiality, these metro areas cannot be ranked. For states with fewer than 10 metro areas, the name of the area with suppressed data is shown but the export value is blank.