

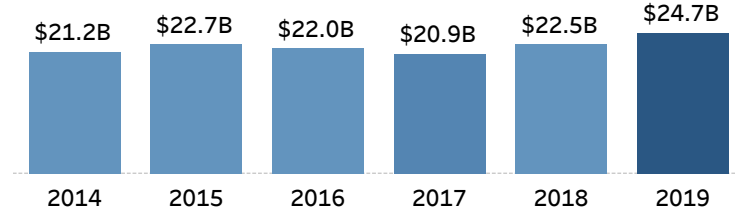
Arizona Exports and Jobs

State Selection
Arizona


Arizona Goods Exports to the World in 2019

\$24.7 Billion

Arizona Goods Exports to the World



Top Goods Export Markets in 2019



Top Goods Export Sectors in 2019



Arizona Goods Exporting Companies in 2016

Number of Exporting Companies	5,715
Number of Small & Medium Sized (SME) Exporters	5,078
SME Companies' Share of Exports	22%

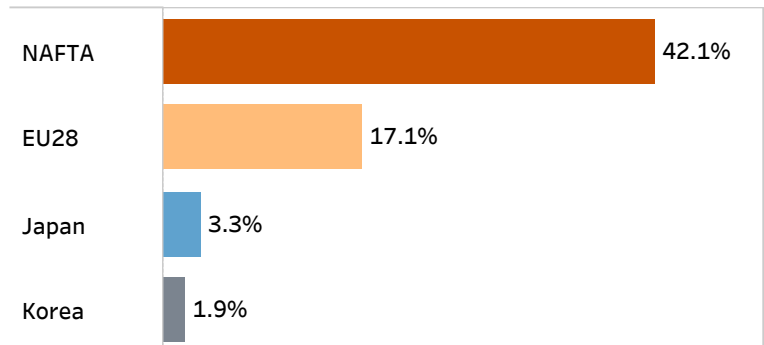
Arizona Employment

Jobs Supported by Goods Exports in 2016	95,074
Jobs Supported by FDI in 2017	113,600

Exports from Arizona Metropolitan Areas in 2018

Phoenix-Mesa-Scottsdale, AZ	\$13,614,869,197
Tucson, AZ	\$2,824,848,419
Yuma, AZ	\$375,460,722
Sierra Vista-Douglas, AZ	\$251,981,604
Prescott Valley-Prescott, AZ	\$122,388,977
Lake Havasu City-Kingman, AZ	\$63,044,133
Flagstaff, AZ	\$61,263,509
Prescott, AZ	

Share of Arizona Exports to Select World Regions in 2019



*Up to the top 10 Metro Areas in a state are shown. Data for some metro areas is suppressed to protect company confidentiality, these metro areas cannot be ranked. For states with fewer than 10 metro areas, the name of the area with suppressed data is shown but the export value is blank.