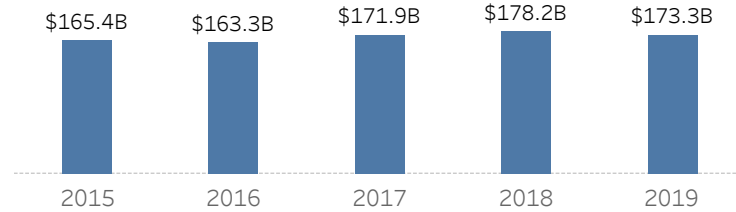


California Exports and Jobs

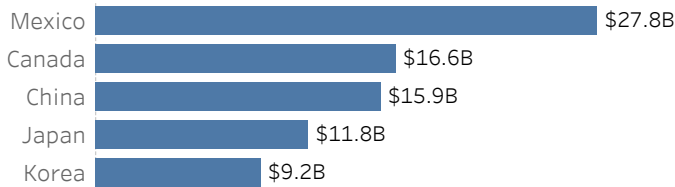
California Goods Exports to the World in 2019

\$173.3 Billion

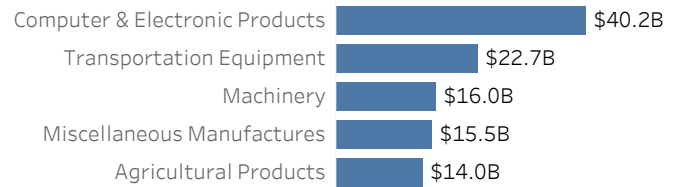
California Goods Exports to the World



Top Goods Export Markets in 2019



Top Goods Export Sectors in 2019



California Goods Exporting Companies in 2016

Number of Exporting Companies	62,455
Number of Small & Medium Sized (SME) Exporters	59,889
SME Companies' Share of Exports	43%

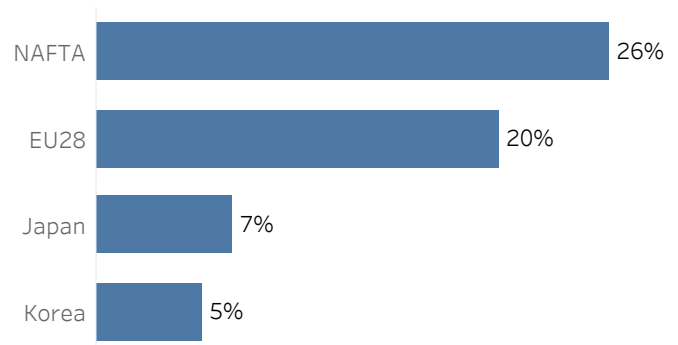
California Employment

Jobs Supported by Goods Exports in 2016	683,772
Jobs Supported by FDI in 2017	802,800

Exports from California Metropolitan Areas in 2018

Los Angeles-Long Beach-Anaheim, CA	\$64,814,557,594
San Francisco-Oakland-Hayward, CA	\$27,416,950,538
San Jose-Sunnyvale-Santa Clara, CA	\$22,224,238,199
San Diego-Carlsbad, CA	\$20,156,795,824
Riverside-San Bernardino-Ontario, CA	\$9,745,682,271
Sacramento--Roseville--Arden-Arcade, CA	\$6,222,823,862
El Centro, CA	\$4,650,606,354
Stockton-Lodi, CA	\$4,391,713,629
Bakersfield, CA	\$3,372,707,592
Oxnard-Thousand Oaks-Ventura, CA	\$3,338,848,568

Share of California Exports to Select World Regions in 2019



*Up to the top 10 Metro Areas in a state are shown. Data for some metro areas is suppressed to protect company confidentiality, these metro areas cannot be ranked. For states with fewer than 10 metro areas, the name of the area with suppressed data is shown but the export value is blank.