

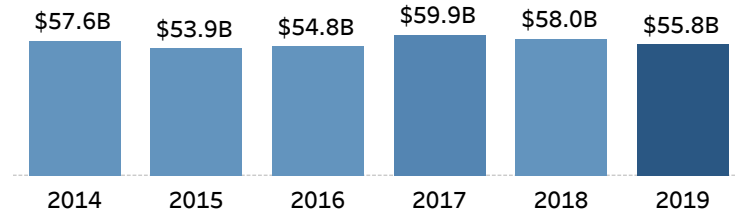
Michigan Exports and Jobs

State Selection
Michigan

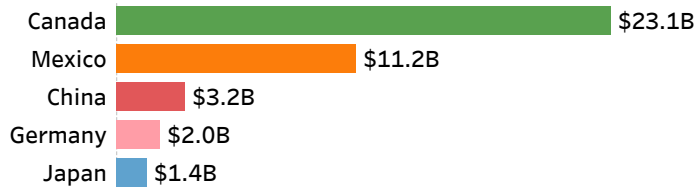
Michigan Goods Exports to the World in 2019

\$55.8 Billion

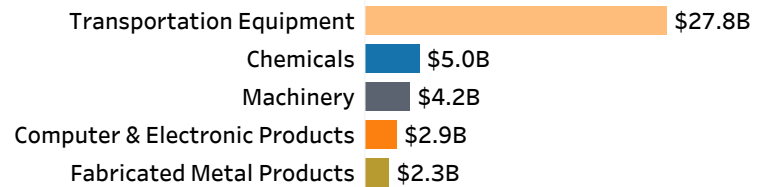
Michigan Goods Exports to the World



Top Goods Export Markets in 2019



Top Goods Export Sectors in 2019



Michigan Goods Exporting Companies in 2016

Number of Exporting Companies	12,279
Number of Small & Medium Sized (SME) Exporters	11,097
SME Companies' Share of Exports	22%

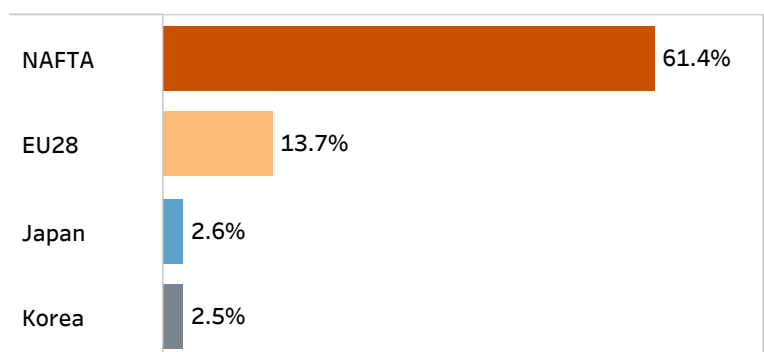
Michigan Employment

Jobs Supported by Goods Exports in 2016	271,337
Jobs Supported by FDI in 2017	270,300

Exports from Michigan Metropolitan Areas in 2018

Detroit-Warren-Dearborn, MI	\$44,131,350,233
Grand Rapids-Wyoming, MI	\$5,420,862,136
Midland, MI	\$2,221,352,476
Ann Arbor, MI	\$1,538,690,113
Lansing-East Lansing, MI	\$1,434,148,445
South Bend-Mishawaka, IN-MI	\$1,277,867,039
Kalamazoo-Portage, MI	\$1,263,116,001
Muskegon, MI	\$1,188,644,079
Saginaw, MI	\$1,098,985,019
Battle Creek, MI	\$937,597,858

Share of Michigan Exports to Select World Regions in 2019



*Up to the top 10 Metro Areas in a state are shown. Data for some metro areas is suppressed to protect company confidentiality, these metro areas cannot be ranked. For states with fewer than 10 metro areas, the name of the area with suppressed data is shown but the export value is blank.