

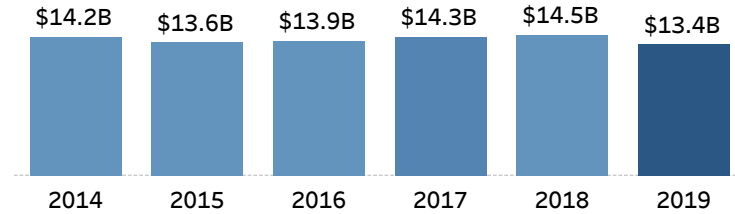
Missouri Exports and Jobs

State Selection
Missouri

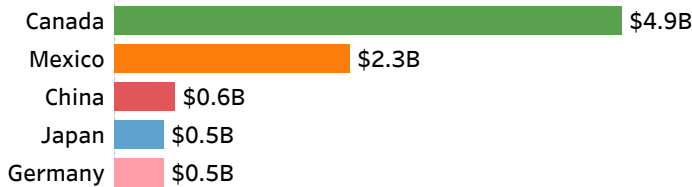
Missouri Goods Exports to the World in 2019

\$13.4 Billion

Missouri Goods Exports to the World



Top Goods Export Markets in 2019



Top Goods Export Sectors in 2019



Missouri Goods Exporting Companies in 2016

Number of Exporting Companies	4,792
Number of Small & Medium Sized (SME) Exporters	4,100
SME Companies' Share of Exports	27%

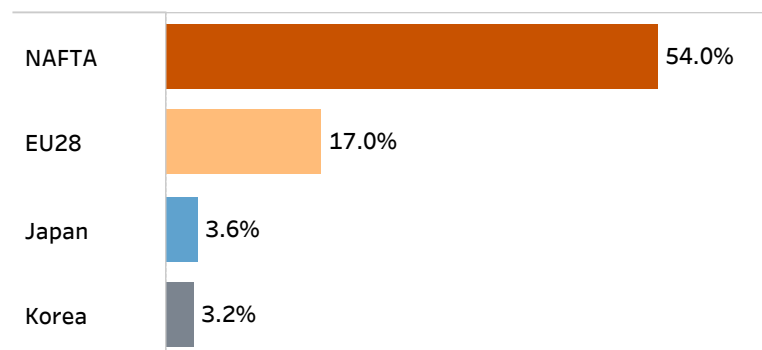
Missouri Employment

Jobs Supported by Goods Exports in 2016	84,868
Jobs Supported by FDI in 2017	128,600

Exports from Missouri Metropolitan Areas in 2018

St. Louis, MO-IL	\$10,866,814,653
Kansas City, MO-KS	\$7,316,916,693
St. Joseph, MO-KS	\$677,076,798
Fayetteville-Springdale-Rogers, AR-MO	\$672,617,791
Springfield, MO	\$444,624,318
Joplin, MO	\$264,387,715
Jefferson City, MO	\$264,307,972
Columbia, MO	\$238,594,868
Cape Girardeau, MO-IL	\$122,777,891

Share of Missouri Exports to Select World Regions in 2019



*Up to the top 10 Metro Areas in a state are shown. Data for some metro areas is suppressed to protect company confidentiality, these metro areas cannot be ranked. For states with fewer than 10 metro areas, the name of the area with suppressed data is shown but the export value is blank.