

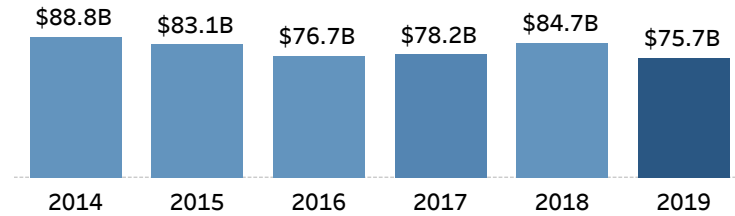
New York Exports and Jobs

State Selection
New York

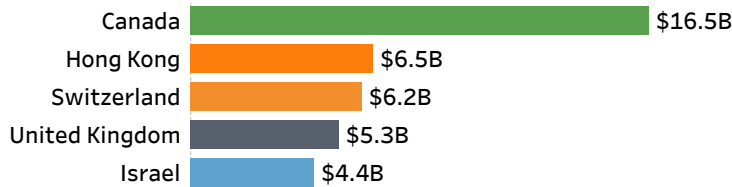
New York Goods Exports to the World in 2019

\$75.7 Billion

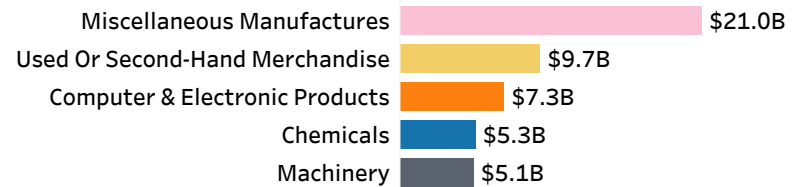
New York Goods Exports to the World



Top Goods Export Markets in 2019



Top Goods Export Sectors in 2019



New York Goods Exporting Companies in 2016

Number of Exporting Companies	27,931
Number of Small & Medium Sized (SME) Exporters	26,284
SME Companies' Share of Exports	54%

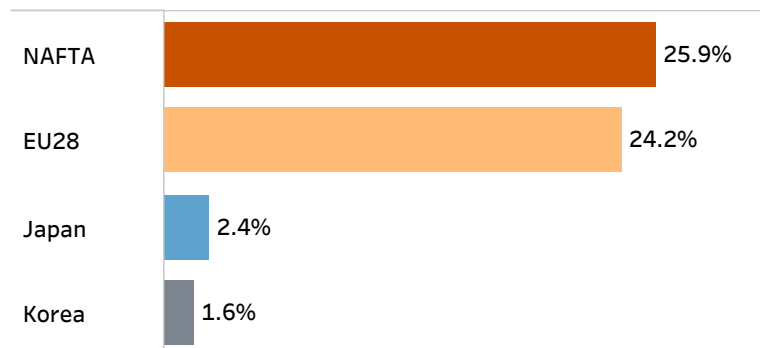
New York Employment

Jobs Supported by Goods Exports in 2016	295,283
Jobs Supported by FDI in 2017	493,900

Exports from New York Metropolitan Areas in 2018

New York-Newark-Jersey City, NY-NJ-PA	\$97,692,369,176
Buffalo-Cheektowaga-Niagara Falls, NY	\$5,292,045,792
Rochester, NY	\$4,688,271,939
Albany-Schenectady-Troy, NY	\$3,325,828,386
Syracuse, NY	\$2,116,744,354
Poughkeepsie-Newburgh-Middletown, NY	\$1,490,989,547
Utica-Rome, NY	\$599,543,189
Binghamton, NY	\$430,127,728
Glens Falls, NY	\$282,735,202
Ithaca, NY	\$278,733,038

Share of New York Exports to Select World Regions in 2019



*Up to the top 10 Metro Areas in a state are shown. Data for some metro areas is suppressed to protect company confidentiality, these metro areas cannot be ranked. For states with fewer than 10 metro areas, the name of the area with suppressed data is shown but the export value is blank.