

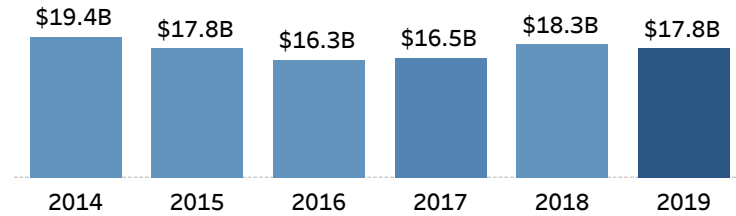
Virginia Exports and Jobs

State Selection
Virginia

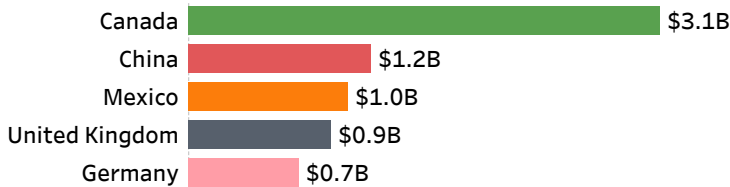
Virginia Goods Exports to the World in 2019

\$17.8 Billion

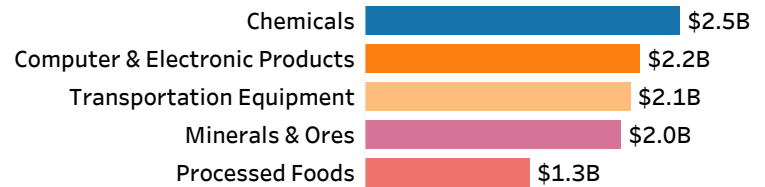
Virginia Goods Exports to the World



Top Goods Export Markets in 2019



Top Goods Export Sectors in 2019



Virginia Goods Exporting Companies in 2016

Number of Exporting Companies	5,270
Number of Small & Medium Sized (SME) Exporters	4,502
SME Companies' Share of Exports	25%

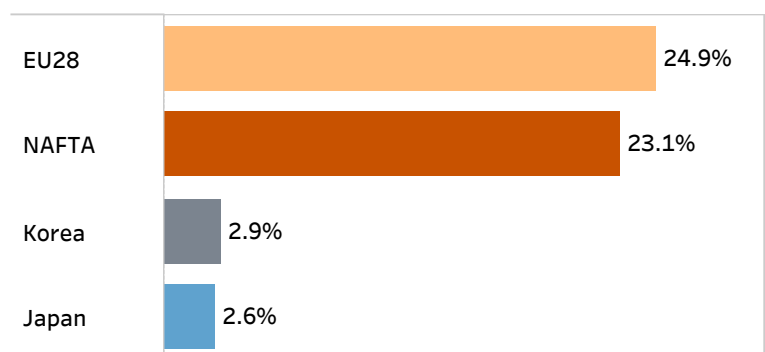
Virginia Employment

Jobs Supported by Goods Exports in 2016	78,434
Jobs Supported by FDI in 2017	194,900

Exports from Virginia Metropolitan Areas in 2018

Washington-Arlington-Alexandria, DC-VA-..	\$13,602,704,545
Kingsport-Bristol-Bristol, TN-VA	\$5,241,794,013
Virginia Beach-Norfolk-Newport News, V..	\$3,950,593,872
Richmond, VA	\$3,534,991,686
Blacksburg-Christiansburg-Radford, VA	\$1,017,091,327
Roanoke, VA	\$679,120,821
Harrisonburg, VA	\$455,064,743
Lynchburg, VA	\$432,893,637
Staunton-Waynesboro, VA	\$306,657,160
Winchester, VA-WV	\$284,212,212

Share of Virginia Exports to Select World Regions in 2019



*Up to the top 10 Metro Areas in a state are shown. Data for some metro areas is suppressed to protect company confidentiality, these metro areas cannot be ranked. For states with fewer than 10 metro areas, the name of the area with suppressed data is shown but the export value is blank.